


Roadside and temporary fencing



Our road reserves need to be safe for those that use them. Road verges are used by a variety of people including motorists, horse riders, stock drovers and children. Temporary fences, constructed to contain grazing animals, can pose serious safety risks, particularly for users of the grass verge. Non-complying temporary fences need to be removed.

Property owners need to be aware of the rules Council has in place about temporary fencing and the safety issues created by inappropriate fencing.




Temporary fencing rules

A permit is required to erect a short-term temporary fence on the road reserve and will be subject to review by Council from time to time. Clear Zones are required and range from four metres to six metres from the road carriageway. This will be identified within the permit.

The permit holder must comply with the conditions listed on the permit at all times.

There is no charge for the fencing permit, except when staff are required to visit the property on three or more occasions to inspect the fence.

All fences located within the road reserve remain at Council's discretion. Council gives no tenure to the land enclosed by the fence and accepts no liability for any damage to the fence or third parties. The fence must not obstruct any traffic or create a nuisance or safety hazard to motorists or the general public.



Safe materials:

Temporary fences must be constructed using appropriate materials.

- Electric ribbon rather than No 8 wire (ribbon is much more visible for other users of the road berm and the roadside mower)
- Temporary fencing should be an electric pigtail-type fence made of frangible materials
- The use of steel or plastic warratah standards, concrete or timber posts or barbed wire fencing is prohibited
- Waratahs are not permitted. These are widely used throughout the district – due to strength, durability, ease of installation and cost. They are dangerous and their use for temporary fencing is prohibited.



How far from the road?

- There are rules that dictate the distance a temporary fence must be from the road edge. These rules were designed with public safety in mind. Temporary fences must not be located within 1.5 metres from the edge of the carriageway.

Rules for stock:

- Stock must be moved from the roadside to within the property boundary fence for the hours of darkness
- Placement of the temporary fence must prevent stock from having access to the water table and drains
- No bulls or horses are permitted to graze on a road reserve.

Roadside and temporary fencing



How long can I leave my fence up?

- Temporary fences must not remain in place for more than seven days.

Safety Issues

Council receives many complaints throughout the year regarding the way temporary fences are being used. Mostly the issues relate to fencing being placed too close to the edge of seal and the use of inappropriate materials like steel Waratahs and Number 8 wire.

Let's take a look at how a badly positioned fence, using unsafe materials can cause major safety problems for verge users...

Imagine a horse and rider using the road verge, school children walking home from the bus stop, or an elderly person taking a morning stroll. Add to this picture two vehicles, one travelling in each lane, rapidly approaching the horse and rider/child/elderly person. When it becomes obvious that the vehicles will pass each other at exactly the same point at the same time, instinct is to get as far off the road edge as possible. The pedestrians are left in a vulnerable position and the likelihood of an accident occurring is high – yet preventable.

Permanent roadside fencing

- Permanent fencing should be durable, stockproof and constructed to a seven or eight wire post and batten standard in accordance with the Hamilton City Development Manual, (Vol 3, Part 7, Sect 3, Clause 2.1 – Stockproof Fence)
- All permanent fences must be located outside the appropriate clear zone in accordance with the District Plan, summarised as follows:

Local road	up to 500vpd	4 metres from carriageway
Collector road	500 – 1000vpd	5 metres from carriageway
Arterial road	over 1000vpd	6 metres from carriageway

If you have a query about erecting a temporary fence contact the Roding Permit and Bylaw's Co-ordinator at Council's Ngaruawahia office on 07 824 8633.



Please contact us if you would like any further information

Ngaruawahia Office
(Head Office)
15 Galileo Street
Ph: 07 824 8633

Huntly Office
142 Main Street
Ph: 0800 492 452

Raglan Office
7 Bow Street
Ph: 07 825 8129

Tuakau Office
2 Dominion Road
Ph: 0800 492 452

Waikato

DISTRICT COUNCIL
Te Kaunihera aa Takiwaa o Waikato

0800 492 452 ■ www.waikatodistrict.govt.nz